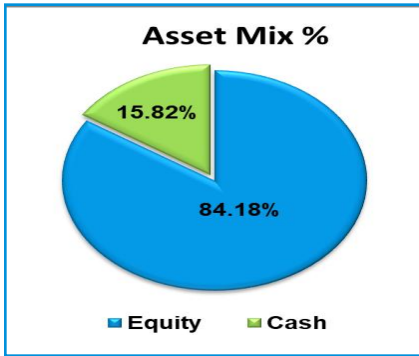


Monthly Fund Performance Sheet – April 2026

AmMetLife Takaful Equity Fund

Launch Date	19 th March 2012
Risk Profile	Moderate to High
Benchmark	FTSE Bursa Malaysia Hijrah Shariah Index
Asset Allocation	(a) Equity - Max 95% (b) Cash or cash equivalent – Min 5%
Fund Objective	The Fund aims to provide the Policy Owner with capital growth, over a medium to long-term investment horizon, mainly through investments in Malaysian securities with superior growth potential. Returns will be obtained via growth in unit price rather than income distribution.

Equity - Fund		
	30 th Apr 2026	31 st Mar 2026
NAV Per Unit	0.9174	0.8795
Fund Size	26.99mil	25.75mil

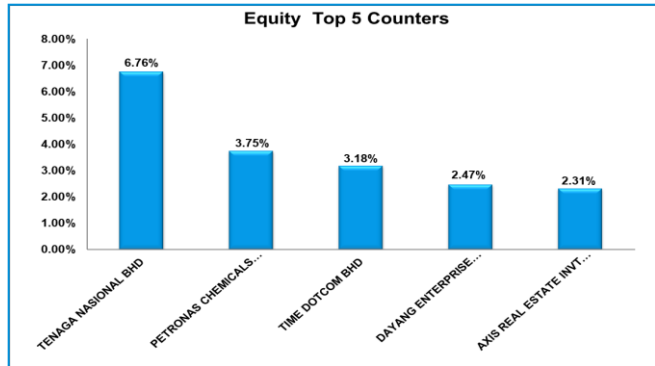
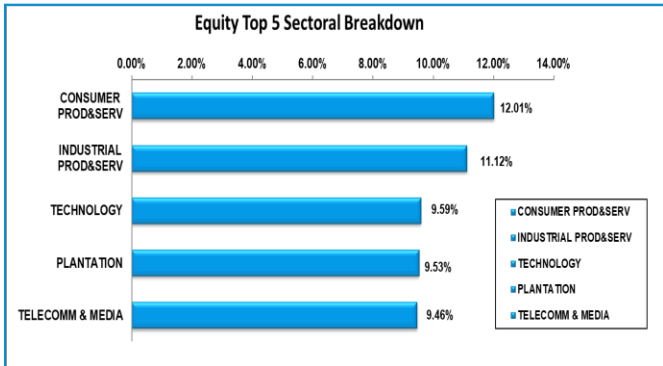


	Summary Return of Funds					
	1 month Return	3 months Return	6 months Return	1 year Return	2 year Return	Since Inception (19 th Mar 2012)
Equity - Fund	4.31%	4.37%	3.92%	10.25%	4.05%	83.48%
Benchmark	4.35%	4.64%	6.75%	13.61%	9.53%	21.36%

AmMetLife Takaful Equity Fund – 1 year Performance



AmMetLife Takaful Equity Fund - NAV



AmMetLife Insurance Takaful Berhad (15743-P)

Level 23, Menara 1 Sentrum, No 201, Jalan Tun Sambanthan, 50470 Kuala Lumpur, Malaysia.
 Tel: 1300 22 9777 or Fax: +603 2272 3229 SMS: Type AMT <SPACE> Message and SMS to 33911
 Email : customercare@ammelifetakaful.com Website : <http://www.ammelifetakaful.com>

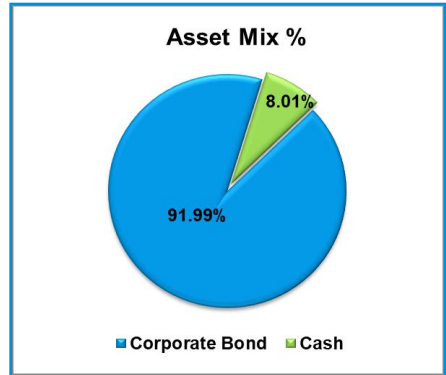
This Monthly Fund Performance Sheet is provided by AmMetLife Takaful Berhad (Company No.: 931074-V) in good faith for general information purposes only. Information including any analysis, opinions or views contained herein reflects a judgment at the date of publication and is subject to change without notice. Please note that AmMetLife Takaful Berhad does not guarantee, warrant nor confirm any profits or losses as a result of your investment in any of the Takaful funds. Please be reminded that historical and any forecasted rate of returns do not influence future performance as investment returns are subject to several factors which includes market, credit, interest rate and liquidity risks. Prior to invest in the Takaful fund, we advise you to carefully consider all your own requirements, protection needs, investment objectives, level of experience and your individual risk appetite. To the maximum extent permitted by law, no liability or responsibility is accepted for any loss or damage, direct or consequential, arising from or in connection with this publication.

Monthly Fund Performance Sheet – April 2026

AmMetLife Takaful Sukuk Fund

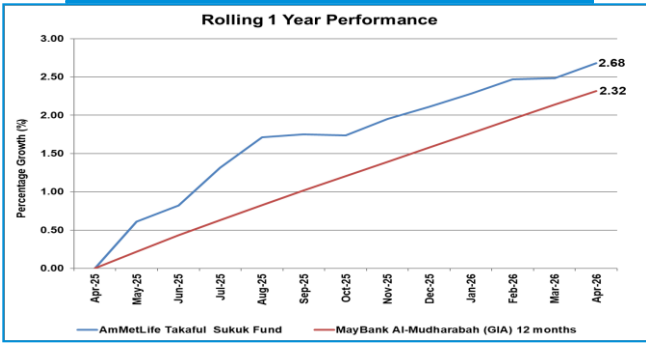
Launch Date	19 th March 2012
Risk Profile	Low to Moderate
Benchmark	MayBank AI-Mudharabah (GIA) 12 months
Asset Allocation	(a) Fixed Income - Up to 95% (b) Cash and/or cash equivalent - minimum 5%
Fund Objective	The Fund aims to provide the Policy Owner with an opportunity to gain higher than average income earned from Islamic fixed deposits, over a medium to long term investment horizon, mainly through investment in a diversified portfolio of Islamic fixed income securities. Returns will be obtained via growth in unit price of the Fund.

Sukuk - Fund		
	30 th Apr 2026	31 st Mar 2026
NAV Per Unit	0.7739	0.7724
Fund Size	17.43mil	17.38mil



	Summary Return of Funds					
	1 month Return	3 months Return	6 months Return	1 year Return	2 year Return	Since Inception (19 th Mar 2012)
Sukuk - Fund	0.19%	0.39%	0.93%	2.68%	6.79%	54.78%
Benchmark	0.18%	0.54%	1.10%	2.32%	5.02%	51.57%

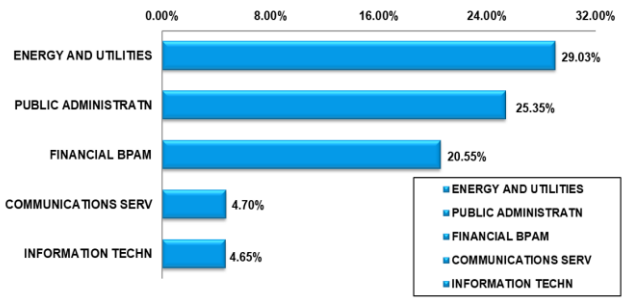
AmMetLife Takaful Sukuk Fund – 1 year Performance



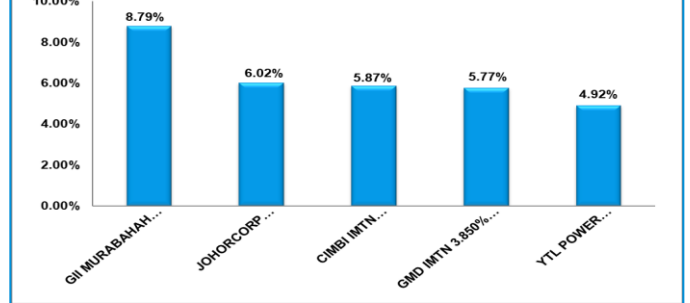
AmMetLife Takaful Sukuk Fund - NAV



Sukuk Top Sectoral Breakdown



Sukuk Top 5 Counters



AmMetLife Insurance Takaful Berhad (15743-P)

Level 23, Menara 1 Sentrum, No 201, Jalan Tun Sambanthan, 50470 Kuala Lumpur, Malaysia.
 Tel: 1300 22 9777 or Fax: +603 2272 3229 SMS: Type AMT <SPACE> Message and SMS to 33911
 Email : customercare@ammelifetakaful.com Website : <http://www.ammelifetakaful.com>

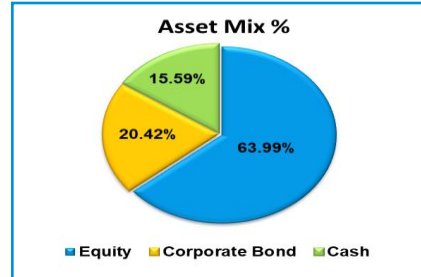
This Monthly Fund Performance Sheet is provided by AmMetLife Takaful Berhad (Company No.: 931074-V) in good faith for general information purposes only. Information including any analysis, opinions or views contained herein reflects a judgment at the date of publication and is subject to change without notice. Please note that AmMetLife Takaful Berhad does not guarantee, warrant nor confirm any profits or losses as a result of your investment in any of the Takaful funds. Please be reminded that historical and any forecasted rate of returns do not influence future performance as investment returns are subject to several factors which includes market, credit, interest rate and liquidity risks. Prior to invest in the Takaful fund, we advise you to carefully consider all your own requirements, protection needs, investment objectives, level of experience and your individual risk appetite. To the maximum extent permitted by law, no liability or responsibility is accepted for any loss or damage, direct or consequential, arising from or in connection with this publication.

Monthly Fund Performance Sheet – April 2026

AmMetLife Takaful Balanced Fund

Launch Date	19 th March 2012
Risk Profile	Moderate
Benchmark	a) 60% - FTSE Bursa Malaysia Hijrah Syariah Index (or "FBMHS") – Equity b) 40% - MayBank AI-Mudharabah (GIA) 12 months- Fixed Income
Asset Allocation	c) Equity – Max 70% d) Fixed Income – Max 70% e) Cash or cash equivalent – Min 5%
Fund Objective	To achieve moderate capital growth over a medium to long-term time period by investing in a portfolio of Shariah compliant investments. Returns will be obtained via growth in unit price of the Fund.

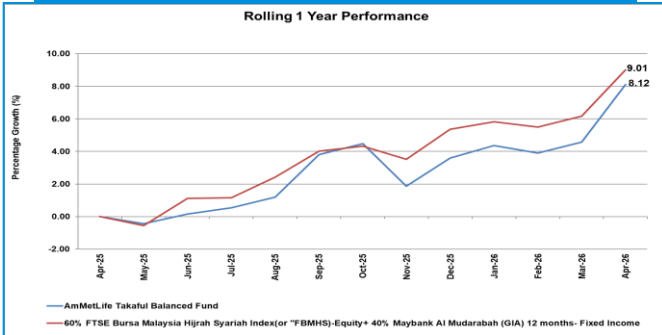
Balanced Fund		
	30 th Apr 2026	31 st Mar 2026
NAV Per Unit	0.8962	0.8669
Fund Size	17.37mil	16.83mil



	Summary Return of Funds					
	1 month Return	3 months Return	6 months Return	1 year Return	2 year Return	Since Inception (19 th Mar 2012)
Balanced - Fund	3.38%	3.61%	3.48%	8.12%	0.72%	79.24%
Benchmark	2.68%	3.00%	4.48%	9.01%	7.89%	35.34%

Sukuk Sectoral Breakdown	
Public Administration	7.04%
Transportation & Storage	3.75%
Energy & Utilities	1.82%

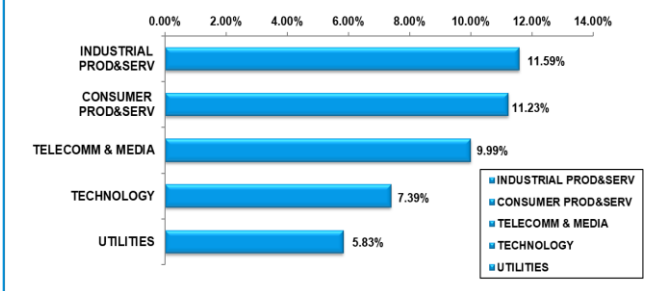
AmMetLife Takaful Balanced Fund – 1 year Performance



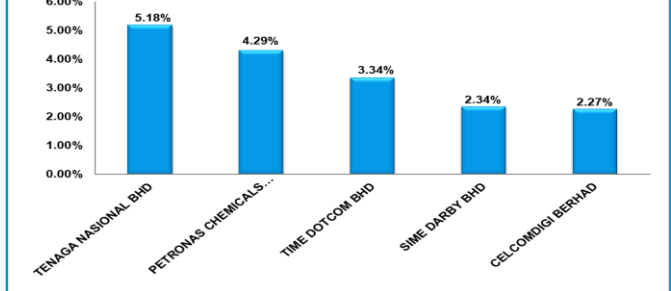
AmMetLife Takaful Balanced Fund - NAV



Equity Top 5 Sectoral Breakdown



Equity Top 5 Counters



AmMetLife Insurance Takaful Berhad (15743-P)

Level 23, Menara 1 Sentrum, No 201, Jalan Tun Sambanthan, 50470 Kuala Lumpur, Malaysia.
 Tel: 1300 22 9777 or Fax: +603 2272 3229 SMS: Type AMT <SPACE> Message and SMS to 33911
 Email : customercare@ammelifetakaful.com Website : <http://www.ammelifetakaful.com>

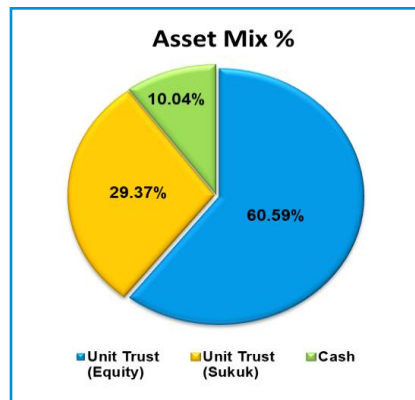
This Monthly Fund Performance Sheet is provided by AmMetLife Takaful Berhad (Company No.: 931074-V) in good faith for general information purposes only. Information including any analysis, opinions or views contained herein reflects a judgment at the date of publication and is subject to change without notice. Please note that AmMetLife Takaful Berhad does not guarantee, warrant nor confirm any profits or losses as a result of your investment in any of the Takaful funds. Please be reminded that historical and any forecasted rate of returns do not influence future performance as investment returns are subject to several factors which includes market, credit, interest rate and liquidity risks. Prior to invest in the Takaful fund, we advise you to carefully consider all your own requirements, protection needs, investment objectives, level of experience and your individual risk appetite. To the maximum extent permitted by law, no liability or responsibility is accepted for any loss or damage, direct or consequential, arising from or in connection with this publication.

Monthly Fund Performance Sheet – April 2026

AmMetLife Takaful Balanced Plus Fund

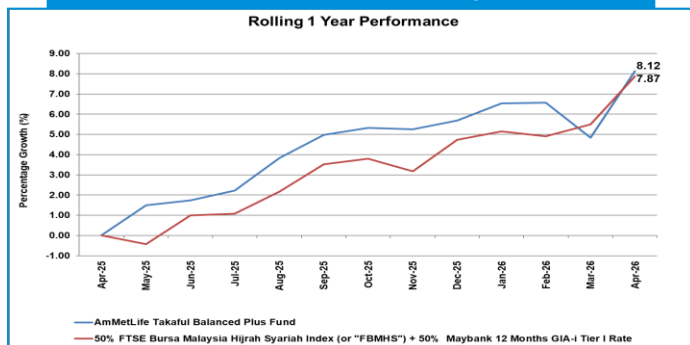
Launch Date	1 st October 2013
Risk Profile	Moderate to high
Benchmark	a) 50% - FTSE Bursa Malaysia Hijrah Syariah Index (or "FBMHS") – Equity b) 50% Maybank 12 Months GIA-i Tier I Rate
Asset Allocation	a) Shariah - compliant equity & equity-related CIS - up to 70% b) Sukuk and sukuk - related CIS - up to 70% c) Cash or cash equivalent – at least 5%
Fund Objective	The Fund aims to provide the Policy Owner with an opportunity to gain potentially higher than Shariah-compliant fixed deposits, over a medium to long term investment horizon, through investing in Shariah-compliant collective investment schemes ("CIS"). Returns will be obtained via growth in unit price of the Fund.

Balanced Plus - Fund		
	30 th Apr 2026	31 st Mar 2026
NAV Per Unit	0.7136	0.6919
Fund Size	6.58mil	6.34mil



	Summary Return of Funds					
	1 month Return	3 months Return	6 months Return	1 year Return	2 year Return	Since Inception (1 st Oct 2013)
Balanced Plus - Fund	3.14%	1.49%	2.66%	8.12%	8.12%	42.72%
Benchmark	2.26%	2.59%	3.92%	7.87%	7.44%	23.23%

AmMetLife Takaful Balanced Plus Fund – 1 year Performance



AmMetLife Takaful Balanced Plus Fund - NAV



AmMetLife Takaful Balanced Plus Fund – Unit Trust Holdings

AmIslamic Growth	22.53
Eastspring Investments Dana al-Ilham	17.82
Principal DALI Equity Growth	20.25
Total Unit Trust (Equity)	60.59
AmBon Islam	15.21
Principal Islamic Lifetime Sukuk	14.16
Total Unit Trust (Sukuk)	29.37
Cash/Cash Equivalent	10.04
Grand Total	100.00

AmMetLife Insurance Takaful Berhad (15743-P)

Level 23, Menara 1 Sentrum, No 201, Jalan Tun Sambanthan, 50470 Kuala Lumpur, Malaysia.
 Tel: 1300 22 9777 or Fax: +603 2272 3229 SMS: Type AMT <SPACE> Message and SMS to 33911
 Email : customercare@ammelifetakaful.com Website : <http://www.ammelifetakaful.com>

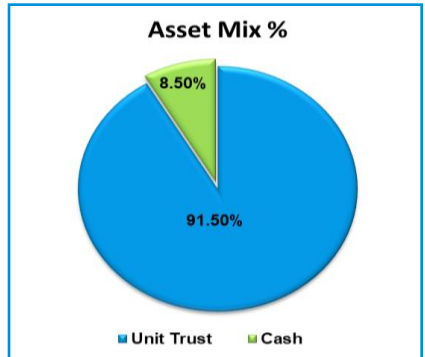
This Monthly Fund Performance Sheet is provided by AmMetLife Takaful Berhad (Company No.: 931074-V) in good faith for general information purposes only. Information including any analysis, opinions or views contained herein reflects a judgment at the date of publication and is subject to change without notice. Please note that AmMetLife Takaful Berhad does not guarantee, warrant nor confirm any profits or losses as a result of your investment in any of the Takaful funds. Please be reminded that historical and any forecasted rate of returns do not influence future performance as investment returns are subject to several factors which includes market, credit, interest rate and liquidity risks. Prior to invest in the Takaful fund, we advise you to carefully consider all your own requirements, protection needs, investment objectives, level of experience and your individual risk appetite. To the maximum extent permitted by law, no liability or responsibility is accepted for any loss or damage, direct or consequential, arising from or in connection with this publication.

Monthly Fund Performance Sheet – April 2026

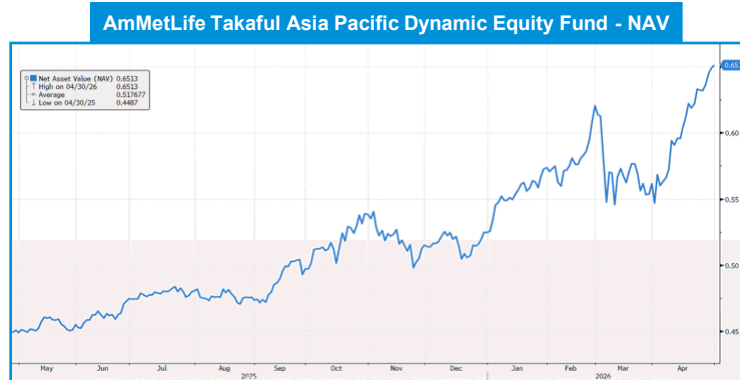
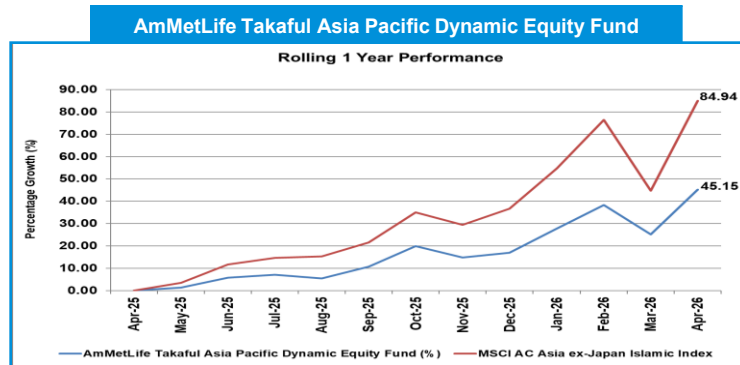
AmMetLife Takaful Asia Pacific Dynamic Equity Fund

Launch Date	1 st August 2023
Risk Profile	High to Very High
Benchmark	MSCI AC Asia ex-Japan Islamic Index
Asset Allocation	A maximum of 95% of the Fund's NAV shall be invested in the Principal Islamic Asia Pacific Dynamic Equity Fund while a minimum of 5% of the Fund's NAV shall be maintained in liquid assets.
Fund Objective	The Fund aims to achieve long-term capital appreciation and income via investments in Principal Islamic Asia Pacific Dynamic Equity Fund, a Shariah-compliant equity fund issued by Principal Asset Management Berhad. Returns will be obtained via growth in unit price rather than income distribution.

Asia Pacific Dynamic Equity - Fund		
	30 th Apr 2026	31 st Mar 2026
NAV Per Unit	0.6513	0.5616
Fund Size	1.72mil	1.41mil



	Summary Return of Funds					
	1 month Return	3 months Return	6 months Return	1 year Return	2 year Return	Since Inception (1 st Aug 2023)
Asia Pacific Dynamic Equity - Fund	15.97%	13.53%	21.01%	45.15%	20.81%	30.26%
Benchmark	27.74%	19.56%	36.96%	84.94%	71.34%	98.18%



AmMetLife Insurance Takaful Berhad (15743-P)

Level 23, Menara 1 Sentrum, No 201, Jalan Tun Sambanthan, 50470 Kuala Lumpur, Malaysia.
 Tel: 1300 22 9777 or Fax: +603 2272 3229 SMS: Type AMT <SPACE> Message and SMS to 33911
 Email : customercare@ammelifetakaful.com Website : <http://www.ammelifetakaful.com>

This Monthly Fund Performance Sheet is provided by AmMetLife Takaful Berhad (Company No.: 931074-V) in good faith for general information purposes only. Information including any analysis, opinions or views contained herein reflects a judgment at the date of publication and is subject to change without notice. Please note that AmMetLife Takaful Berhad does not guarantee, warrant nor confirm any profits or losses as a result of your investment in any of the Takaful funds. Please be reminded that historical and any forecasted rate of returns do not influence future performance as investment returns are subject to several factors which includes market, credit, interest rate and liquidity risks. Prior to invest in the Takaful fund, we advise you to carefully consider all your own requirements, protection needs, investment objectives, level of experience and your individual risk appetite. To the maximum extent permitted by law, no liability or responsibility is accepted for any loss or damage, direct or consequential, arising from or in connection with this publication.