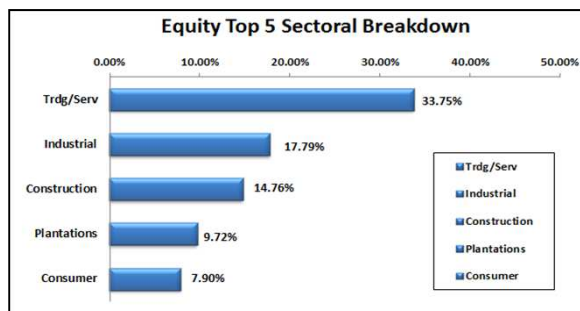
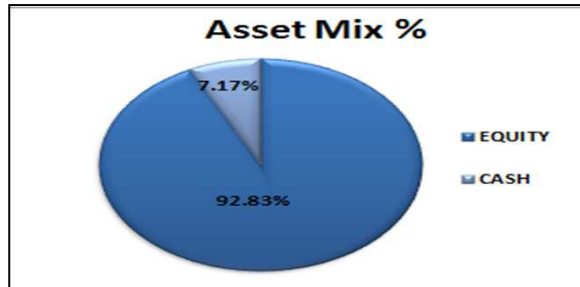
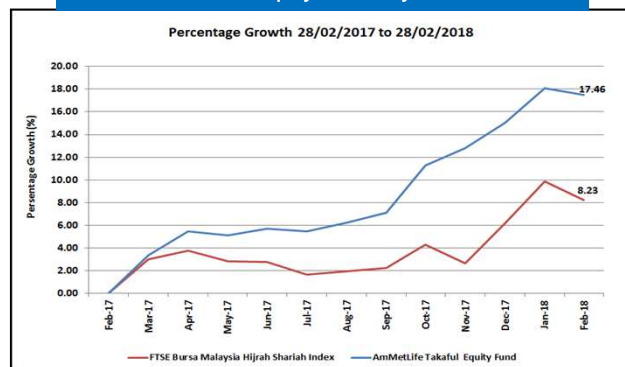


Launch Date	19 th March 2012
Risk Profile	Moderate to High
Benchmark	FTSE Bursa Malaysia Hijrah Shariah Index
Asset Allocation	(a) Equity - Max 95% (b) Cash or cash equivalent – Min 5%
Fund Objective	The Fund aims to provide the Customer with capital growth, over a medium to long-term investment horizon, mainly through investments in Malaysian securities with superior growth potential. Returns will be obtained via growth in unit price rather than income distribution.

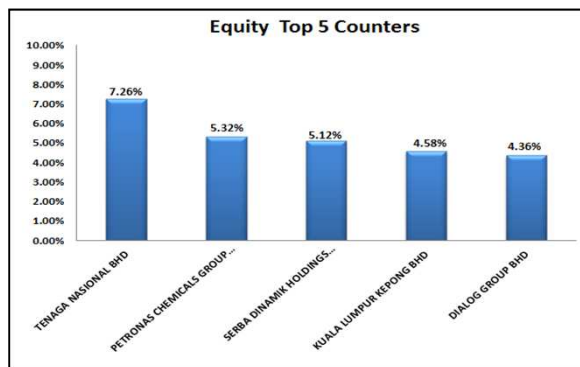


	NAV Per Unit		Summary Return of Funds					
	28 th Feb 2018	31 st Jan 2018	1 month Return	3 months Return	6 months Return	1 year Return	2 year Return	Since Inception (19 th Mar 2012)
Equity - Fund	0.7837	0.7878	1.96%	3.78%	6.44%	8.86%	6.53%	56.74%
Benchmark FBM Hijrah Shariah Index			-0.52%	4.13%	10.55%	17.46%	19.78%	28.47%

AmMetLife Takaful Equity Fund – 1 year Performance



AmMetLife Takaful Equity Fund - NAV



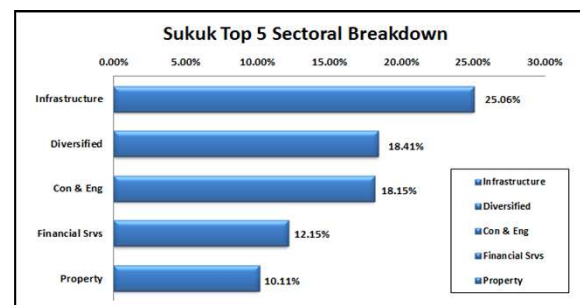
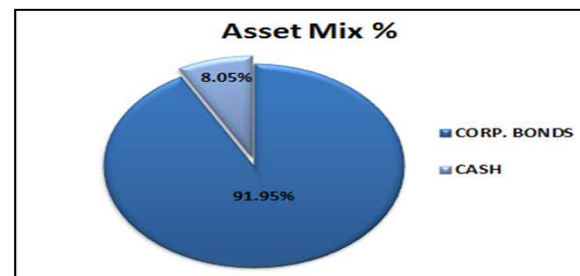
DISCLAIMER:

This Monthly Fund Performance Sheet is provided by AmMetLife Takaful Berhad (Company No.: 931074-V) in good faith for general information purposes only. Information including any analysis, opinions or views contained herein reflects a judgment at the date of publication and is subject to change without notice. Please note that AmMetLife Takaful Berhad does not guarantee, warrant nor confirm any profits or losses as a result of your investment in any of the Takaful funds. Please be reminded that historical and any forecasted rate of returns do not influence future performance as investment returns are subject to several factors which includes market, credit, interest rate and liquidity risks. Prior to invest in the Takaful fund, we advise you to carefully consider all your own requirements, protection needs, investment objectives, level of experience and your individual risk appetite. To the maximum extent permitted by law, no liability or responsibility is accepted for any loss or damage, direct or consequential, arising from or in connection with this publication.

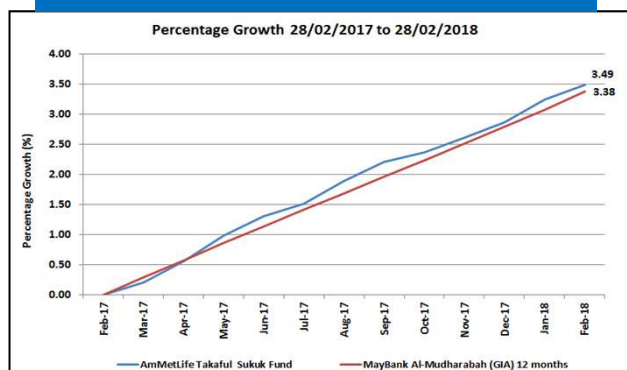
Source of information: Bloomberg, Portia & Tomswin

Launch Date	19 th March 2012
Risk Profile	Low to Moderate
Benchmark	MayBank AI-Mudharabah (GIA) 12 months
Asset Allocation	(a) Fixed Income - Up to 95% (b) Cash and/or cash equivalent - minimum 5%
Fund Objective	The Fund aims to provide the certificate holder with an opportunity to gain higher than average income earned from Islamic fixed deposits, over a medium to long term investment horizon, mainly through investment in a diversified portfolio of Islamic fixed income securities. Returns to certificate holders will be obtained via growth in unit price of the Fund.

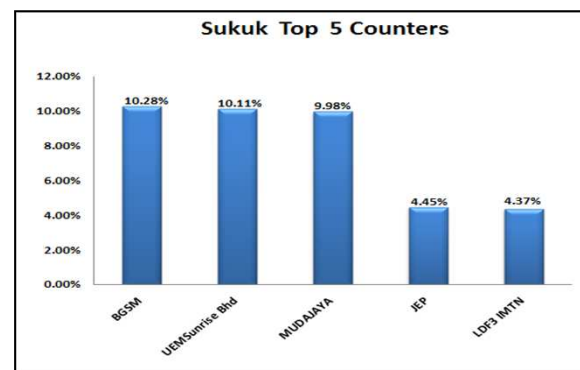
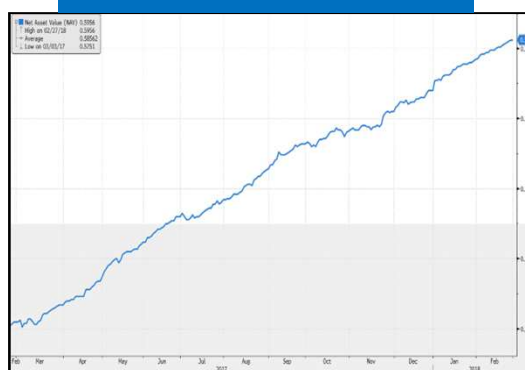
	NAV Per Unit		Summary Return of Funds					
	28 th Feb 2018	31 st Jan 2018	1 month Return	3 months Return	6 months Return	1 year Return	2 year Return	Since Inception (19 th Mar 2012)
Sukuk - Fund	0.5956	0.5942	0.24%	0.86%	1.57%	3.49%	7.26%	19.12%
Benchmark GIA			0.30%	0.84%	1.67%	3.38%	7.31%	22.37%



AmMetLife Takaful Sukuk Fund – 1 year Performance



AmMetLife Takaful Sukuk Fund - NAV



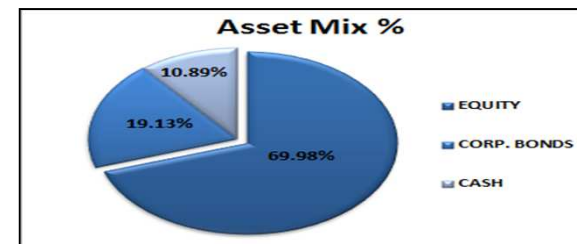
DISCLAIMER:

This Monthly Fund Performance Sheet is provided by AmMetLife Takaful Berhad (Company No.: 931074-V) in good faith for general information purposes only. Information including any analysis, opinions or views contained herein reflects a judgment at the date of publication and is subject to change without notice. Please note that AmMetLife Takaful Berhad does not guarantee, warrant nor confirm any profits or losses as a result of your investment in any of the Takaful funds. Please be reminded that historical and any forecasted rate of returns do not influence future performance as investment returns are subject to several factors which includes market, credit, interest rate and liquidity risks. Prior to invest in the Takaful fund, we advise you to carefully consider all your own requirements, protection needs, investment objectives, level of experience and your individual risk appetite. To the maximum extent permitted by law, no liability or responsibility is accepted for any loss or damage, direct or consequential, arising from or in connection with this publication.

Source of information: Bloomberg, Portia & Tomswin

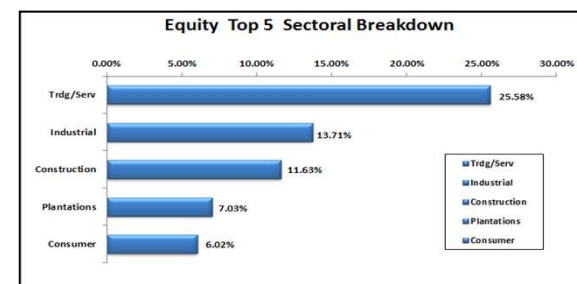
Launch Date	19 th March 2012
Risk Profile	Moderate
Benchmark	a) 60% - FTSE Bursa Malaysia Hijrah Syariah Index (or "FBMHS") – Equity b) 40% - MayBank Al-Mudharabah (GIA) 12 months- Fixed Income
Asset Allocation	c) Equity – Max 70% d) Fixed Income – Max 70% e) Cash or cash equivalent – Min 5%
Fund Objective	To achieve moderate capital growth over a medium to long-term time period by investing in a portfolio of Shariah compliant investments. Returns to certificate holders will be obtained via growth in unit price of the Fund.

	NAV Per Unit		Summary Return of Funds					
	28 th Feb 2018	31 st Jan 2018	1 month Return	3 months Return	6 months Return	1 year Return	2 year Return	Since Inception (19 th Mar 2012)
Balanced-Fund	0.7445	0.7459	-0.19%	3.86%	9.91%	15.75%	18.82%	48.90%
Benchmark			-0.78%	3.60%	4.39%	6.31%	7.97%	26.61%

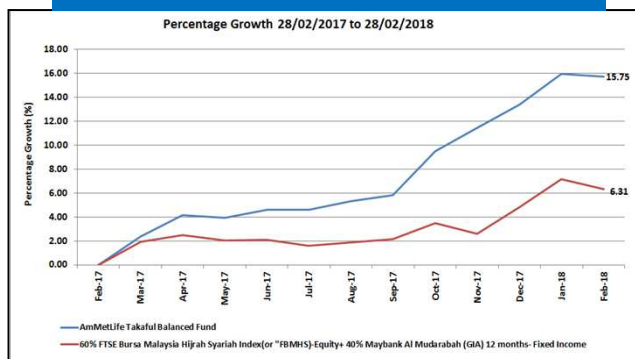


Sukuk Sectoral Breakdown

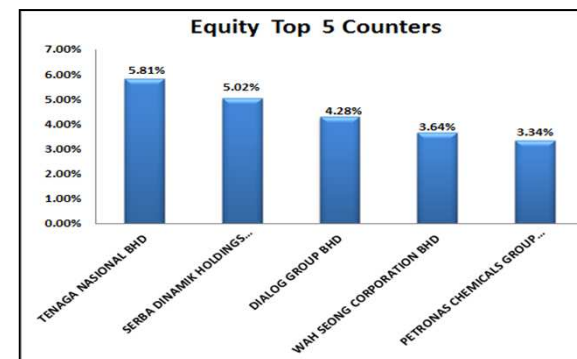
Infrastructure	19.13%
----------------	--------



AmMetLife Takaful Balanced Fund – 1 year Performance



AmMetLife Takaful Balanced Fund - NAV



DISCLAIMER:

This Monthly Fund Performance Sheet is provided by AmMetLife Takaful Berhad (Company No.: 931074-V) in good faith for general information purposes only. Information including any analysis, opinions or views contained herein reflects a judgment at the date of publication and is subject to change without notice. Please note that AmMetLife Takaful Berhad does not guarantee, warrant nor confirm any profits or losses as a result of your investment in any of the Takaful funds. Please be reminded that historical and any forecasted rate of returns do not influence future performance as investment returns are subject to several factors which includes market, credit, interest rate and liquidity risks. Prior to invest in the Takaful fund, we advise you to carefully consider all your own requirements, protection needs, investment objectives, level of experience and your individual risk appetite. To the maximum extent permitted by law, no liability or responsibility is accepted for any loss or damage, direct or consequential, arising from or in connection with this publication.

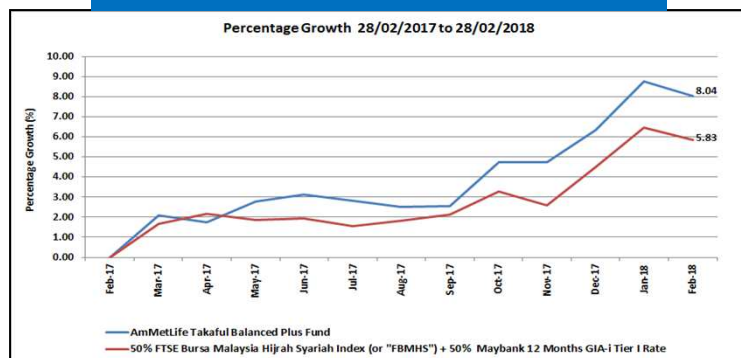
Source of information: Bloomberg, Portia & Tomswin

Launch Date	1 st October 2013
Risk Profile	Moderate to high
Benchmark	a) 50% - FTSE Bursa Malaysia Hijrah Syariah Index (or "FBMHS") – Equity b) 50% Maybank 12 Months GIA-i Tier I Rate
Asset Allocation	a) Shariah - compliant equity & equity-related CIS - up to 70% b) Sukuk and sukuk - related CIS - up to 70% c) Cash or cash equivalent – at least 5%
Fund Objective	The Fund aims to provide the certificate holder with an opportunity to gain potentially higher than Shariah-compliant fixed deposits, over a medium to long term investment horizon, through investing in Shariah-compliant collective investment schemes ("CIS"). Returns to certificate holders will be obtained via growth in unit price of the Fund.

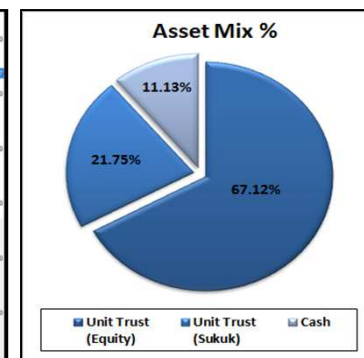
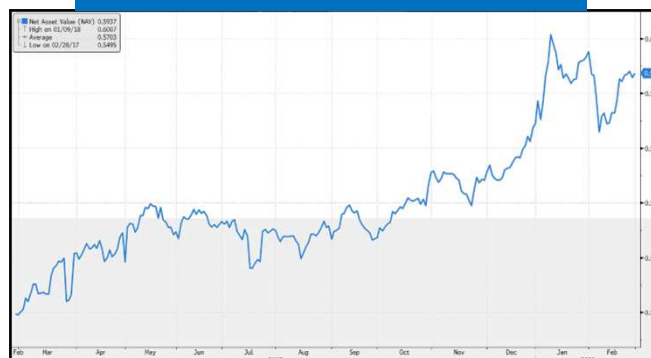
	NAV Per Unit		Summary Return of Funds					
	28 th Feb 2018	31 st Jan 2018	1 month Return	3 months Return	6 months Return	1 year Return	2 year Return	Since Inception (1 st Oct 2013)
Balanced-Plus Fund	0.5937	0.5976	-0.65%	3.14%	5.38%	8.04%	14.86%	18.74%
Benchmark			-0.60%	3.14%	3.94%	5.83%	7.88%	12.13%

AmMetLife Takaful Balanced Plus Fund – Unit Trust Holdings	
Unit Trust (Equity)	
AmIslamic Growth	20.66
CIMB Islamic DALI Equity Growth	19.05
Eastspring Investments Dana Al-Ilham	27.41
SubTotal	67.12
Unit Trust (Sukuk)	
CIMB Islamic Sukuk	21.75
SubTotal	21.75
Cash/Cash Equivalent	11.13
Grand Total	100.00

AmMetLife Takaful Balanced Plus Fund – 1 Year Performance



AmMetLife Takaful Balanced Plus Fund – NAV



DISCLAIMER:

This Monthly Fund Performance Sheet is provided by AmMetLife Takaful Berhad (Company No.: 931074-V) in good faith for general information purposes only. Information including any analysis, opinions or views contained herein reflects a judgment at the date of publication and is subject to change without notice. Please note that AmMetLife Family Takaful Berhad does not guarantee, warrant nor confirm any profits or losses as a result of your investment in any of the Takaful funds. Please be reminded that historical and any forecasted rate of returns do not influence future performance as investment returns are subject to several factors which includes market, credit, interest rate and liquidity risks. Prior to invest in the Takaful fund, we advise you to carefully consider all your own requirements, protection needs, investment objectives, level of experience and your individual risk appetite. To the maximum extent permitted by law, no liability or responsibility is accepted for any loss or damage, direct or consequential, arising from or in connection with this publication.

Source of information: Bloomberg, Portia & Tomswin

CONTACT US:



Contact our friendly
Customer Service Personnel at
Tel: 1300 22 9777 or
Fax: +603 2171 3000



Type
AMT <SPACE> Message and
SMS to 33911



Send an e-mail to
customercare@ammetlifetakaful.com



Head Office
AmMetLife Takaful Berhad
Level 23, Menara 1 Sentrum,
No 201, Jalan Tun Sambanthan,
50470 Kuala Lumpur.

Tel : +603 2271 8000
Fax: +603 2272 3229



We're in the web
<http://www.ammetlifetakaful.com>

