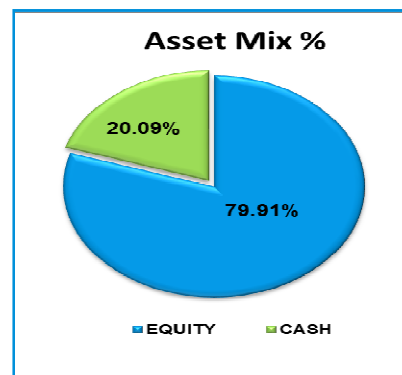


# AmMetLife Takaful Equity Fund

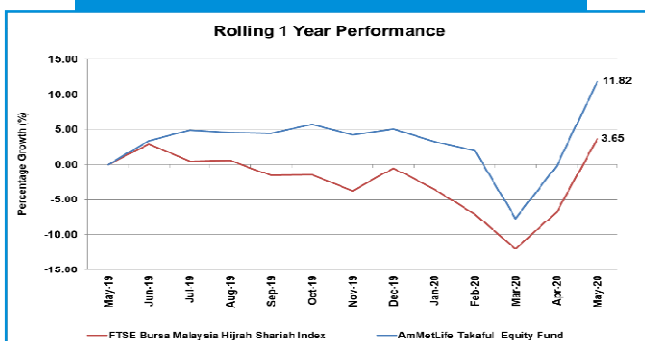
Launch Date	19 <sup>th</sup> March 2012
Risk Profile	Moderate to High
Benchmark	FTSE Bursa Malaysia Hijrah Shariah Index
Asset Allocation	(a) Equity - Max 95% (b) Cash or cash equivalent – Min 5%
Fund Objective	The Fund aims to provide the Customer with capital growth, over a medium to long-term investment horizon, mainly through investments in Malaysian securities with superior growth potential.  Returns will be obtained via growth in unit price rather than income distribution.

Equity - Fund		
	31 <sup>st</sup> May 2020	30 <sup>th</sup> April 2020
NAV Per Unit	0.7758	0.6927
Fund Size	14.07 mil	12.55 mil



Summary Return of Funds						
	1 month Return	3 months Return	6 months Return	1 year Return	2 year Return	Since Inception (19 <sup>th</sup> Mar 2012)
Equity - Fund	12.00%	9.62%	8.14%	11.82%	8.98%	55.16%
Benchmark - FBM Hijrah Shariah Index	11.16%	11.52%	7.67%	3.65%	0.28%	19.41%

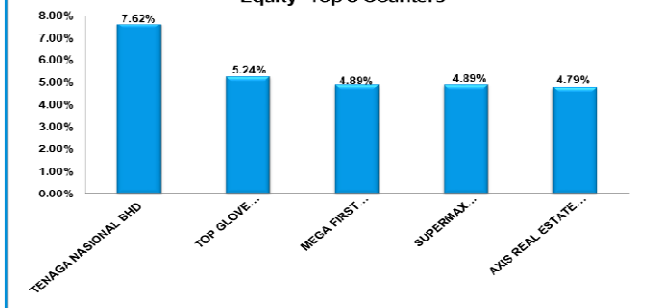
## AmMetLife Takaful Equity Fund – 1 year Performance



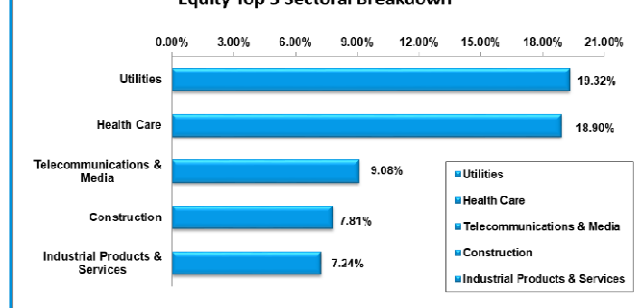
## AmMetLife Takaful Equity Fund - NAV



## Equity Top 5 Counters



## Equity Top 5 Sectoral Breakdown



## AmMetLife Insurance Takaful Berhad (15743-P)

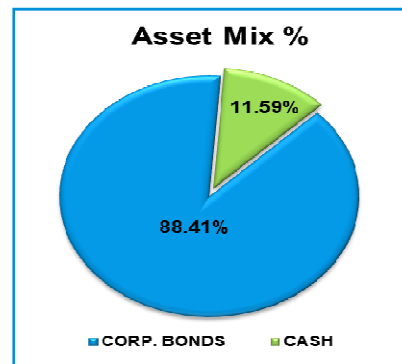
Level 23, Menara 1 Sentrum, No 201, Jalan Tun Sambanthan, 50470 Kuala Lumpur, Malaysia.  
Tel: 1300 22 9777 or Fax: +603 2272 3229 SMS: Type AMT <SPACE> Message and SMS to 33911  
Email : [customercare@ammertilfetakaful.com](mailto:customercare@ammertilfetakaful.com) Website : <http://www.ammertilfetakaful.com>

This Monthly Fund Performance Sheet is provided by AmMetLife Takaful Berhad (Company No.: 931074-V) in good faith for general information purposes only. Information including any analysis, opinions or views contained herein reflects a judgment at the date of publication and is subject to change without notice. Please note that AmMetLife Takaful Berhad does not guarantee, warrant nor confirm any profits or losses as a result of your investment in any of the Takaful funds. Please be reminded that historical and any forecasted rate of returns do not influence future performance as investment returns are subject to several factors which includes market, credit, interest rate and liquidity risks. Prior to invest in the Takaful fund, we advise you to carefully consider all your own requirements, protection needs, investment objectives, level of experience and your individual risk appetite. To the maximum extent permitted by law, no liability or responsibility is accepted for any loss or damage, direct or consequential, arising from or in connection with this publication.

## AmMetLife Takaful Sukuk Fund

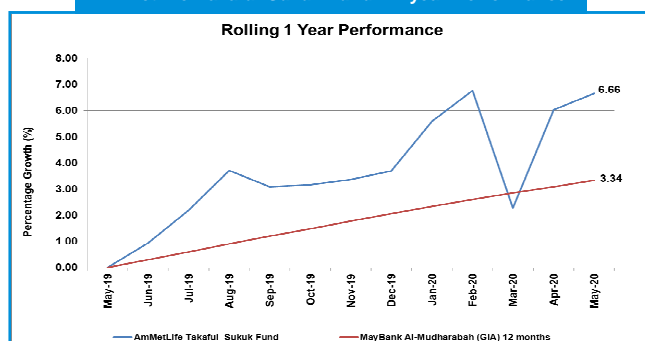
<b>Launch Date</b>	19 <sup>th</sup> March 2012
<b>Risk Profile</b>	Low to Moderate
<b>Benchmark</b>	MayBank Al-Mudharabah (GIA) 12 months
<b>Asset Allocation</b>	(a) Fixed Income - Up to 95% (b) Cash and/or cash equivalent - minimum 5%
<b>Fund Objective</b>	The Fund aims to provide the certificate holder with an opportunity to gain higher than average income earned from Islamic fixed deposits, over a medium to long term investment horizon, mainly through investment in a diversified portfolio of Islamic fixed income securities.  Returns to certificate holders will be obtained via growth in unit price of the Fund.

Sukuk - Fund		
	31 <sup>st</sup> May 2020	30 <sup>th</sup> April 2020
NAV Per Unit	0.6810	0.6770
Fund Size	7.74 mil	7.60 mil

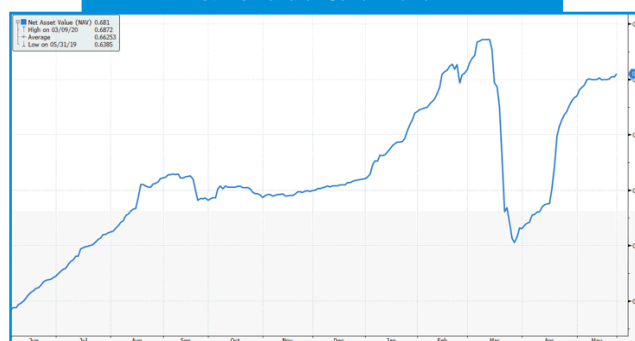


Summary Return of Funds						
	1 month Return	3 months Return	6 months Return	1 year Return	2 year Return	Since Inception (19 <sup>th</sup> Mar 2012)
Sukuk - Fund	0.59%	5.66%	5.66%	6.66%	13.86%	36.20%
Benchmark - GIA	0.24%	0.71%	1.54%	3.34%	7.12%	32.26%

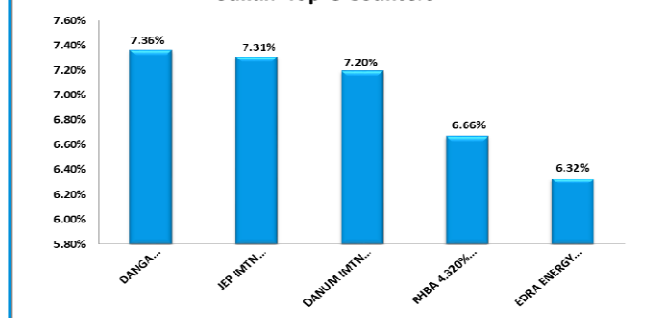
AmMetLife Takaful Sukuk Fund – 1 year Performance



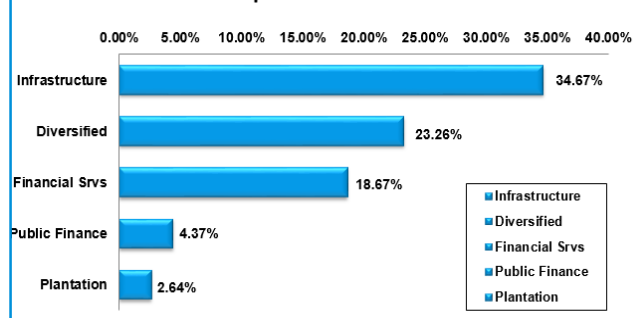
AmMetLife Takaful Sukuk Fund - NAV



Sukuk Top 5 Counters



Sukuk Top Sectoral Breakdown



AmMetLife Insurance Takaful Berhad (15743-P)

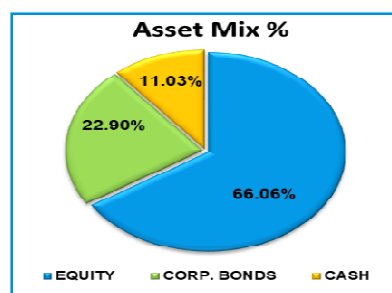
Level 23, Menara 1 Sentrum, No 201, Jalan Tun Sambanthan, 50470 Kuala Lumpur, Malaysia.  
 Tel: 1300 22 9777 or Fax: +603 2272 3229 SMS: Type AMT <SPACE> Message and SMS to 39911  
 Email : [customercare@ammertilfetakaful.com](mailto:customercare@ammertilfetakaful.com) Website : <http://www.ammertilfetakaful.com>

This Monthly Fund Performance Sheet is provided by AmMetLife Takaful Berhad (Company No.: 931074-V) in good faith for general information purposes only. Information including any analysis, opinions or views contained herein reflects a judgment at the date of publication and is subject to change without notice. Please note that AmMetLife Takaful Berhad does not guarantee, warrant nor confirm any profits or losses as a result of your investment in any of the Takaful funds. Please be reminded that historical and any forecasted rate of returns do not influence future performance as investment returns are subject to several factors which includes market, credit, interest rate and liquidity risks. Prior to invest in the Takaful fund, we advise you to carefully consider all your own requirements, protection needs, investment objectives, level of experience and your individual risk appetite. To the maximum extent permitted by law, no liability or responsibility is accepted for any loss or damage, direct or consequential, arising from or in connection with this publication.

## AmMetLife Takaful Balanced Fund

<b>Launch Date</b>	19 <sup>th</sup> March 2012
<b>Risk Profile</b>	Moderate
<b>Benchmark</b>	a) 60% - FTSE Bursa Malaysia Hijrah Syariah Index (or "FBMHS") – Equity b) 40% - MayBank AI-Mudharabah (GIA) 12 months- Fixed Income
<b>Asset Allocation</b>	c) Equity – Max 70% d) Fixed Income – Max 70% e) Cash or cash equivalent – Min 5%
<b>Fund Objective</b>	To achieve moderate capital growth over a medium to long-term time period by investing in a portfolio of Shariah compliant investments.  Returns to certificate holders will be obtained via growth in unit price of the Fund.

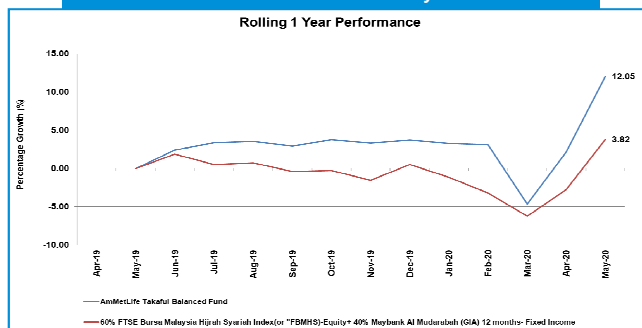
Balanced - Fund		
	31 <sup>st</sup> May 2020	30 <sup>th</sup> April 2020
NAV Per Unit	0.7736	0.7052
Fund Size	12.25 mil	11.13 mil



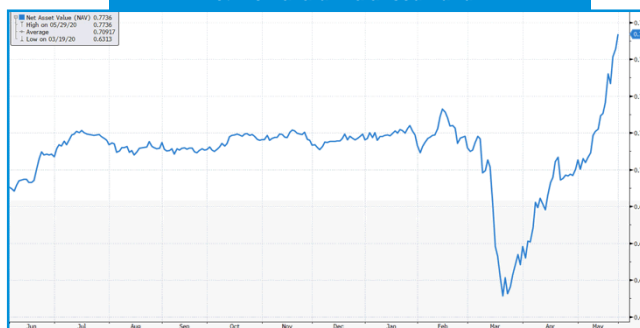
Summary Return of Funds						
	1 month Return	3 months Return	6 months Return	1 year Return	2 year Return	Since Inception (19 <sup>th</sup> Mar 2012)
Balanced - Fund	9.70%	8.68%	8.45%	12.05%	11.17%	54.72%
Benchmark	6.79%	7.28%	5.44%	3.82%	3.36%	25.63%

Sukuk Sectoral Breakdown	
Infrastructure	18.68%
Industrial	6.31%

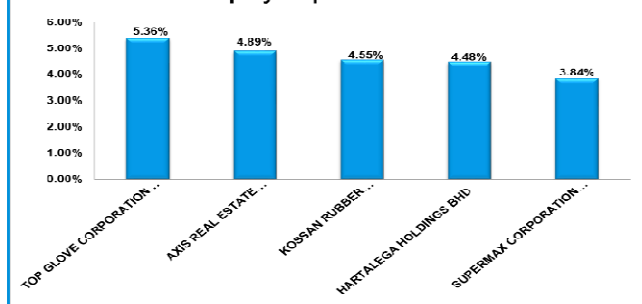
AmMetLife Takaful Balanced Fund – 1 year Performance



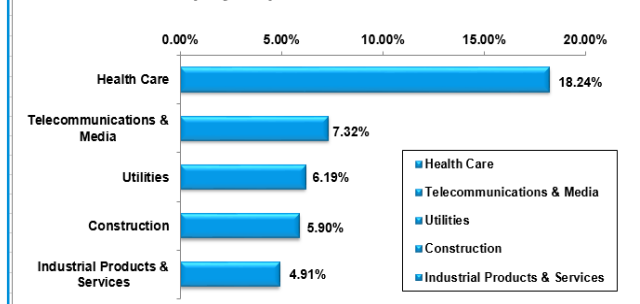
AmMetLife Takaful Balanced Fund - NAV



Equity Top 5 Counters



Equity Top 5 Sectoral Breakdown



AmMetLife Insurance Takaful Berhad (15743-P)

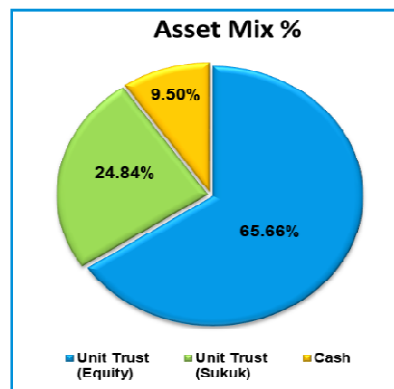
Level 23, Menara 1 Sentrum, No 201, Jalan Tun Sambanthan, 50470 Kuala Lumpur, Malaysia.  
 Tel: 1300 22 9777 or Fax: +603 2272 3229 SMS: Type AMT <SPACE> Message and SMS to 33911  
 Email : [customercare@ammertilfetakaful.com](mailto:customercare@ammertilfetakaful.com) Website : <http://www.ammertilfetakaful.com>

This Monthly Fund Performance Sheet is provided by AmMetLife Takaful Berhad (Company No.: 931074-V) in good faith for general information purposes only. Information including any analysis, opinions or views contained herein reflects a judgment at the date of publication and is subject to change without notice. Please note that AmMetLife Takaful Berhad does not guarantee, warrant nor confirm any profits or losses as a result of your investment in any of the Takaful funds. Please be reminded that historical and any forecasted rate of returns do not influence future performance as investment returns are subject to several factors which includes market, credit, interest rate and liquidity risks. Prior to invest in the Takaful fund, we advise you to carefully consider all your own requirements, protection needs, investment objectives, level of experience and your individual risk appetite. To the maximum extent permitted by law, no liability or responsibility is accepted for any loss or damage, direct or consequential, arising from or in connection with this publication.

## AmMetLife Takaful Balanced Plus Fund

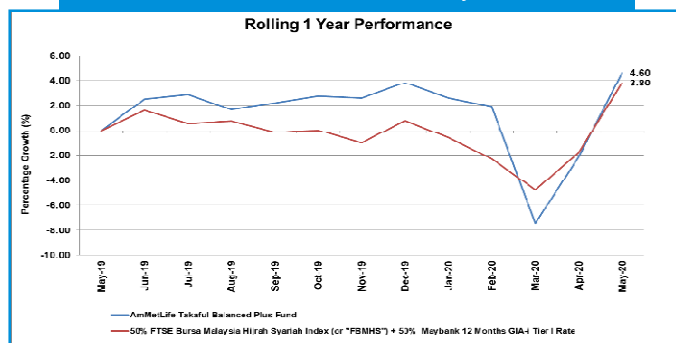
<b>Launch Date</b>	1 <sup>st</sup> October 2013
<b>Risk Profile</b>	Moderate to high
<b>Benchmark</b>	a) 50% - FTSE Bursa Malaysia Hijrah Syariah Index (or "FBMHS") – Equity b) 50% Maybank 12 Months GIA-i Tier I Rate
<b>Asset Allocation</b>	a) Shariah - compliant equity & equity-related CIS - up to 70% b) Sukuk and sukuk - related CIS - up to 70% c) Cash or cash equivalent – at least 5%
<b>Fund Objective</b>	The Fund aims to provide the certificate holder with an opportunity to gain potentially higher than Shariah-compliant fixed deposits, over a medium to long term investment horizon, through investing in Shariah-compliant collective investment schemes ("CIS").  Returns to certificate holders will be obtained via growth in unit price of the Fund.

Balanced Plus - Fund		
	31 <sup>st</sup> May 2020	30 <sup>th</sup> April 2020
<b>NAV Per Unit</b>	0.5869	0.5491
<b>Fund Size</b>	3.40 mil	3.18 mil



	Summary Return of Funds					
	1 month Return	3 months Return	6 months Return	1 year Return	2 year Return	Since Inception (1 <sup>st</sup> Oct 2013)
<b>Balanced Plus - Fund</b>	6.88%	2.05%	2.05%	4.60%	5.22%	17.38%
<b>Benchmark</b>	5.70%	6.20%	4.83%	3.80%	4.06%	12.97%

AmMetLife Takaful Balanced Plus Fund – 1 year Performance



AmMetLife Takaful Balanced Plus Fund - NAV



AmMetLife Takaful Balanced Plus Fund – Unit Trust Holdings

AmIslamic Growth	25.04
Eastspring Investments Dana al-Ilham	24.31
Principal DALI Equity Growth	16.31
<b>Total Unit Trust (Equity)</b>	<b>65.66</b>
Principal Islamic Lifetime Sukuk	24.84
<b>Total Unit Trust (Sukuk)</b>	<b>24.84</b>
Cash/Cash Equivalent	9.50
<b>Grand Total</b>	<b>100.00</b>

AmMetLife Insurance Takaful Berhad (15743-P)

Level 23, Menara 1 Sentrum, No 201, Jalan Tun Sambanthan, 50470 Kuala Lumpur, Malaysia.  
Tel: 1300 22 9777 or Fax: +603 2272 3229 SMS: Type AMT <SPACE> Message and SMS to 33911  
Email : [customercare@ammelifetakaful.com](mailto:customercare@ammelifetakaful.com) Website : <http://www.ammelifetakaful.com>

This Monthly Fund Performance Sheet is provided by AmMetLife Takaful Berhad (Company No.: 931074-V) in good faith for general information purposes only. Information including any analysis, opinions or views contained herein reflects a judgment at the date of publication and is subject to change without notice. Please note that AmMetLife Takaful Berhad does not guarantee, warrant nor confirm any profits or losses as a result of your investment in any of the Takaful funds. Please be reminded that historical and any forecasted rate of returns do not influence future performance as investment returns are subject to several factors which includes market, credit, interest rate and liquidity risks. Prior to invest in the Takaful fund, we advise you to carefully consider all your own requirements, protection needs, investment objectives, level of experience and your individual risk appetite. To the maximum extent permitted by law, no liability or responsibility is accepted for any loss or damage, direct or consequential, arising from or in connection with this publication.