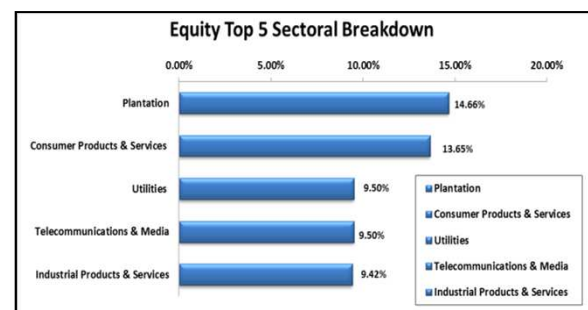
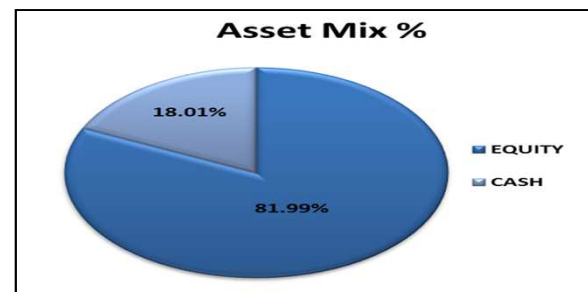
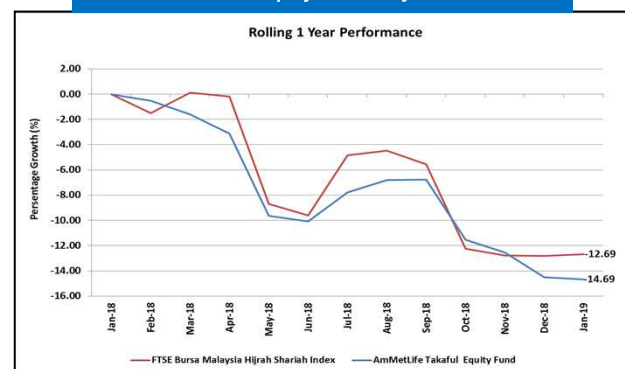


<b>Launch Date</b>	19 <sup>th</sup> March 2012
<b>Risk Profile</b>	Moderate to High
<b>Benchmark</b>	FTSE Bursa Malaysia Hijrah Shariah Index
<b>Asset Allocation</b>	(a) Equity - Max 95% (b) Cash or cash equivalent – Min 5%
<b>Fund Objective</b>	The Fund aims to provide the Customer with capital growth, over a medium to long-term investment horizon, mainly through investments in Malaysian securities with superior growth potential.  Returns will be obtained via growth in unit price rather than income distribution.

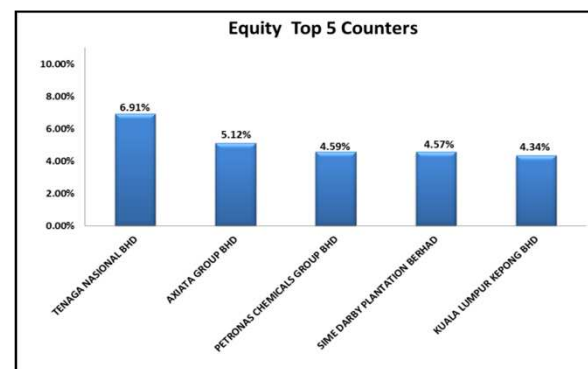
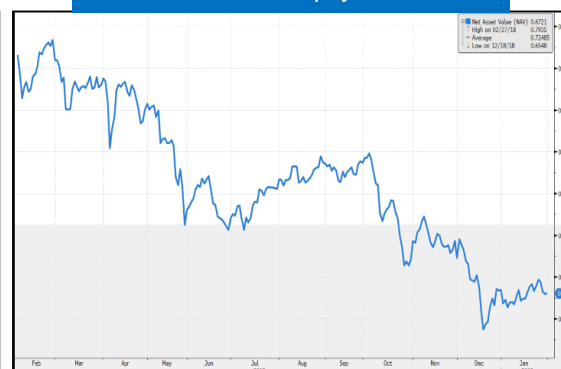


	NAV Per Unit		Summary Return of Funds					
	31 <sup>st</sup> Jan 2019	31 <sup>st</sup> Dec 2018	1 month Return	3 months Return	6 months Return	1 year Return	2 year Return	Since Inception (19 <sup>th</sup> Mar 2012)
<b>Equity - Fund</b>	<b>0.6721</b>	<b>0.6736</b>	<b>-0.22%</b>	<b>-3.57%</b>	<b>-7.50%</b>	<b>-14.69%</b>	<b>2.00%</b>	<b>34.42%</b>
<b>Benchmark FBM Hijrah Shariah Index</b>			<b>0.15%</b>	<b>-0.52%</b>	<b>-8.23%</b>	<b>-12.69%</b>	<b>-3.50%</b>	<b>13.88%</b>

AmMetLife Takaful Equity Fund – 1 year Performance



AmMetLife Takaful Equity Fund - NAV

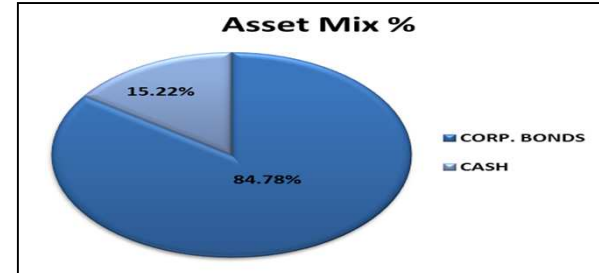


**DISCLAIMER:**

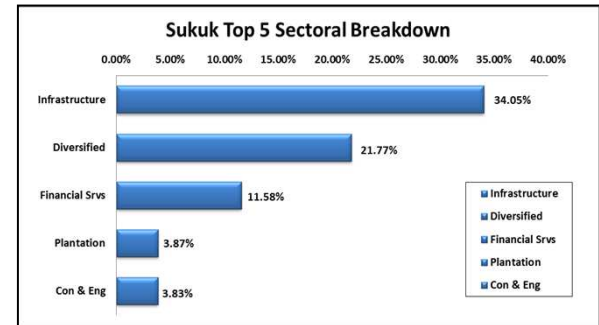
This Monthly Fund Performance Sheet is provided by AmMetLife Takaful Berhad (Company No.: 931074-V) in good faith for general information purposes only. Information including any analysis, opinions or views contained herein reflects a judgment at the date of publication and is subject to change without notice. Please note that AmMetLife Takaful Berhad does not guarantee, warrant nor confirm any profits or losses as a result of your investment in any of the Takaful funds. Please be reminded that historical and any forecasted rate of returns do not influence future performance as investment returns are subject to several factors which includes market, credit, interest rate and liquidity risks. Prior to invest in the Takaful fund, we advise you to carefully consider all your own requirements, protection needs, investment objectives, level of experience and your individual risk appetite. To the maximum extent permitted by law, no liability or responsibility is accepted for any loss or damage, direct or consequential, arising from or in connection with this publication.

Source of information: Bloomberg, Portia & Tomswin

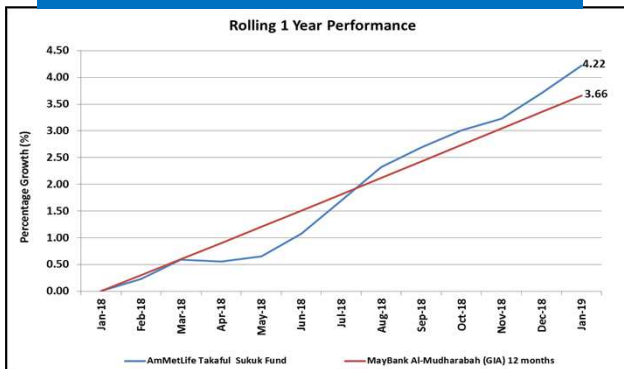
<b>Launch Date</b>	19 <sup>th</sup> March 2012
<b>Risk Profile</b>	Low to Moderate
<b>Benchmark</b>	MayBank AI-Mudharabah (GIA) 12 months
<b>Asset Allocation</b>	(a) Fixed Income - Up to 95% (b) Cash and/or cash equivalent - minimum 5%
<b>Fund Objective</b>	The Fund aims to provide the certificate holder with an opportunity to gain higher than average income earned from Islamic fixed deposits, over a medium to long term investment horizon, mainly through investment in a diversified portfolio of Islamic fixed income securities.  Returns to certificate holders will be obtained via growth in unit price of the Fund.



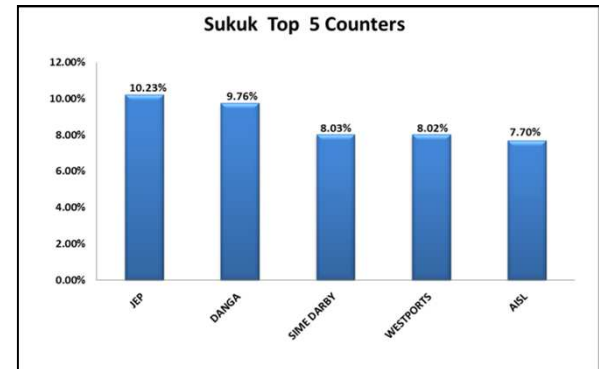
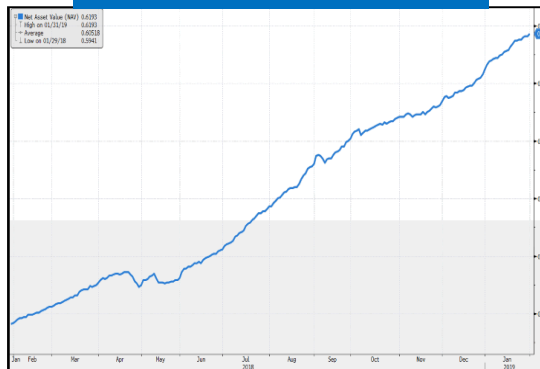
	NAV Per Unit		Summary Return of Funds					
	31 <sup>st</sup> Jan 2019	31 <sup>st</sup> Dec 2018	1 month Return	3 months Return	6 months Return	1 year Return	2 year Return	Since Inception (19 <sup>th</sup> Mar 2012)
<b>Sukuk - Fund</b>	<b>0.6193</b>	<b>0.6162</b>	<b>0.50%</b>	<b>1.19%</b>	<b>2.48%</b>	<b>4.22%</b>	<b>8.17%</b>	<b>23.86%</b>
<b>Benchmark GIA</b>			<b>0.30%</b>	<b>0.90%</b>	<b>1.81%</b>	<b>3.66%</b>	<b>7.16%</b>	<b>26.46%</b>



AmMetLife Takaful Sukuk Fund – 1 year Performance



AmMetLife Takaful Sukuk Fund - NAV

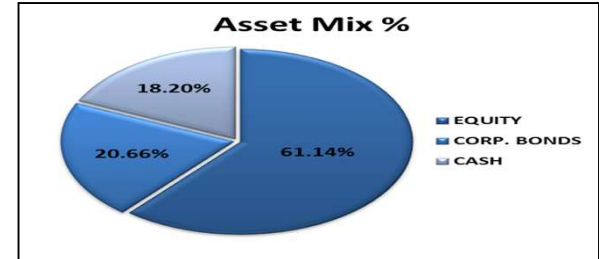


**DISCLAIMER:**

This Monthly Fund Performance Sheet is provided by AmMetLife Takaful Berhad (Company No.: 931074-V) in good faith for general information purposes only. Information including any analysis, opinions or views contained herein reflects a judgment at the date of publication and is subject to change without notice. Please note that AmMetLife Takaful Berhad does not guarantee, warrant nor confirm any profits or losses as a result of your investment in any of the Takaful funds. Please be reminded that historical and any forecasted rate of returns do not influence future performance as investment returns are subject to several factors which includes market, credit, interest rate and liquidity risks. Prior to invest in the Takaful fund, we advise you to carefully consider all your own requirements, protection needs, investment objectives, level of experience and your individual risk appetite. To the maximum extent permitted by law, no liability or responsibility is accepted for any loss or damage, direct or consequential, arising from or in connection with this publication.

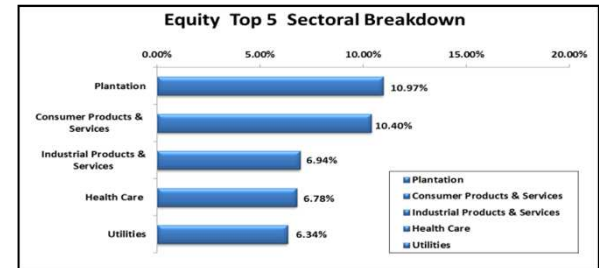
Source of information: Bloomberg, Portia & Tomswin

<b>Launch Date</b>	19 <sup>th</sup> March 2012
<b>Risk Profile</b>	Moderate
<b>Benchmark</b>	a) 60% - FTSE Bursa Malaysia Hijrah Syariah Index (or "FBMHS") – Equity b) 40% - MayBank AI-Mudharabah (GIA) 12 months- Fixed Income
<b>Asset Allocation</b>	c) Equity – Max 70% d) Fixed Income – Max 70% e) Cash or cash equivalent – Min 5%
<b>Fund Objective</b>	To achieve moderate capital growth over a medium to long-term time period by investing in a portfolio of Shariah compliant investments.  Returns to certificate holders will be obtained via growth in unit price of the Fund.

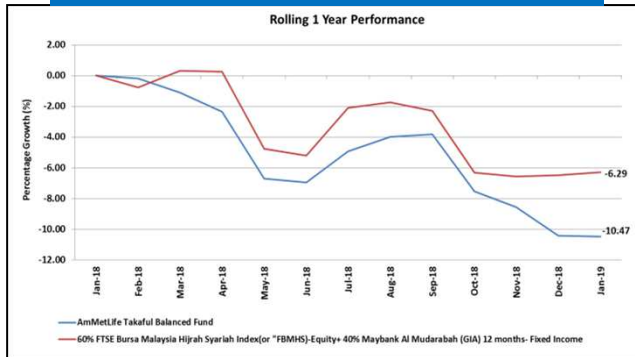


<b>Sukuk Sectoral Breakdown</b>	
Infrastructure	20.66%

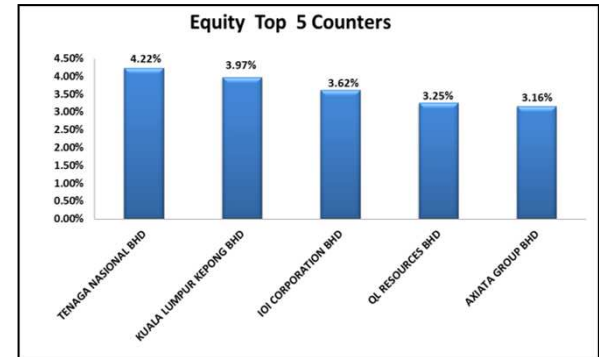
	NAV Per Unit		Summary Return of Funds					
	31 <sup>st</sup> Jan 2019	31 <sup>st</sup> Dec 2018	1 month Return	3 months Return	6 months Return	1 year Return	2 year Return	Since Inception (19 <sup>th</sup> Mar 2012)
<b>Balanced-Fund</b>	0.6678	0.6682	-0.06%	-2.13%	-5.82%	-10.47%	5.28%	33.56%
<b>Benchmark</b>			0.21%	0.05%	-4.27%	-6.29%	0.89%	19.59%



AmMetLife Takaful Balanced Fund – 1 year Performance



AmMetLife Takaful Balanced Fund - NAV



**DISCLAIMER:**

This Monthly Fund Performance Sheet is provided by AmMetLife Takaful Berhad (Company No.: 931074-V) in good faith for general information purposes only. Information including any analysis, opinions or views contained herein reflects a judgment at the date of publication and is subject to change without notice. Please note that AmMetLife Takaful Berhad does not guarantee, warrant nor confirm any profits or losses as a result of your investment in any of the Takaful funds. Please be reminded that historical and any forecasted rate of returns do not influence future performance as investment returns are subject to several factors which includes market, credit, interest rate and liquidity risks. Prior to invest in the Takaful fund, we advise you to carefully consider all your own requirements, protection needs, investment objectives, level of experience and your individual risk appetite. To the maximum extent permitted by law, no liability or responsibility is accepted for any loss or damage, direct or consequential, arising from or in connection with this publication.

Source of information: Bloomberg, Portia & Tomswin

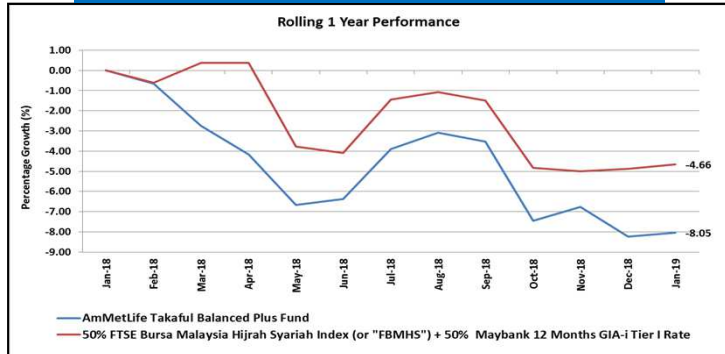
<b>Launch Date</b>	1 <sup>st</sup> October 2013
<b>Risk Profile</b>	Moderate to high
<b>Benchmark</b>	a) 50% - FTSE Bursa Malaysia Hijrah Syariah Index (or "FBMHS") – Equity b) 50% Maybank 12 Months GIA-i Tier I Rate
<b>Asset Allocation</b>	a) Shariah - compliant equity & equity-related CIS - up to 70% b) Sukuk and sukuk - related CIS - up to 70% c) Cash or cash equivalent – at least 5%
<b>Fund Objective</b>	The Fund aims to provide the certificate holder with an opportunity to gain potentially higher than Shariah-compliant fixed deposits, over a medium to long term investment horizon, through investing in Shariah-compliant collective investment schemes ("CIS").  Returns to certificate holders will be obtained via growth in unit price of the Fund.

**AmMetLife Takaful Balanced Plus Fund – Unit Trust Holdings**

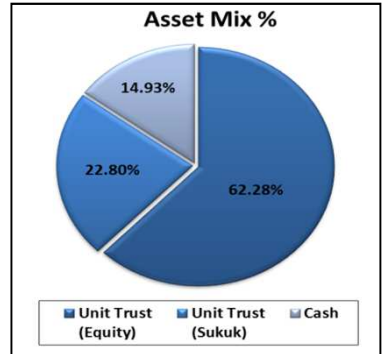
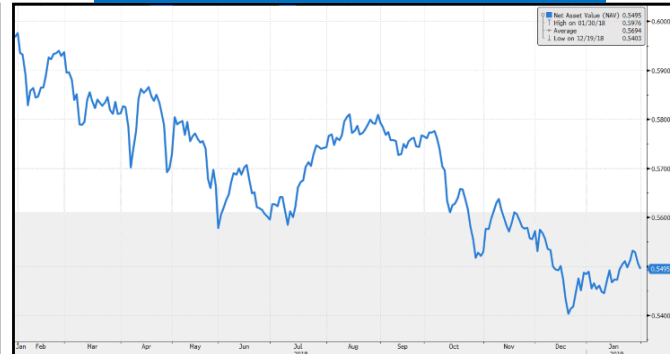
<b>Unit Trust (Equity)</b>	
Amlslamic Growth	17.14
CIMB Islamic DALI Equity Growth	18.05
Eastspring Investments Dana Al-Ilham	27.09
<b>SubTotal</b>	<b>62.28</b>
<b>Unit Trust (Sukuk)</b>	
CIMB Islamic Sukuk	22.80
<b>SubTotal</b>	<b>22.80</b>
Cash/Cash Equivalent	14.93
<b>Grand Total</b>	<b>100.00</b>

	NAV Per Unit		Summary Return of Funds					
	31 <sup>st</sup> Jan 2019	31 <sup>st</sup> Dec 2018	1 month Return	3 months Return	6 months Return	1 year Return	2 year Return	Since Inception (1 <sup>st</sup> Oct 2013)
Balanced-Plus Fund	0.5495	0.5484	0.20%	-0.47%	-4.32%	-8.05%	0.15%	9.90%
Benchmark			0.23%	0.19%	-3.27%	-4.66%	1.96%	7.56%

**AmMetLife Takaful Balanced Plus Fund – 1 Year Performance**



**AmMetLife Takaful Balanced Plus Fund – NAV**



**DISCLAIMER:**

This Monthly Fund Performance Sheet is provided by AmMetLife Takaful Berhad (Company No.: 931074-V) in good faith for general information purposes only. Information including any analysis, opinions or views contained herein reflects a judgment at the date of publication and is subject to change without notice. Please note that AmMetLife Family Takaful Berhad does not guarantee, warrant nor confirm any profits or losses as a result of your investment in any of the Takaful funds. Please be reminded that historical and any forecasted rate of returns do not influence future performance as investment returns are subject to several factors which includes market, credit, interest rate and liquidity risks. Prior to invest in the Takaful fund, we advise you to carefully consider all your own requirements, protection needs, investment objectives, level of experience and your individual risk appetite. To the maximum extent permitted by law, no liability or responsibility is accepted for any loss or damage, direct or consequential, arising from or in connection with this publication.

Source of information: Bloomberg, Portia & Tomswin

## CONTACT US:



Contact our friendly  
Customer Service Personnel at  
**Tel: 1300 22 9777 or**  
**Fax: +603 2171 3000**



Type  
**AMT <SPACE> Message and**  
**SMS to 33911**



Send an e-mail to  
[customercare@ammetlifetakaful.com](mailto:customercare@ammetlifetakaful.com)



**Head Office**  
**AmMetLife Takaful Berhad**  
**Level 23, Menara 1 Sentrum,**  
**No 201, Jalan Tun Sambanthan,**  
**50470 Kuala Lumpur.**

**Tel : +603 2271 8000**  
**Fax: +603 2272 3229**



We're in the web  
<http://www.ammetlifetakaful.com>

